



# **IQShare WP32**

Wireless Presentation system


Simply bring your own device to the meeting and share ideas with the rest of the team. IQShare WP32 allows you to present contents from your laptop or mobile device wirelessly to the office display, making the meeting collaboration easier than ever.

# Models Available

**HDMI**

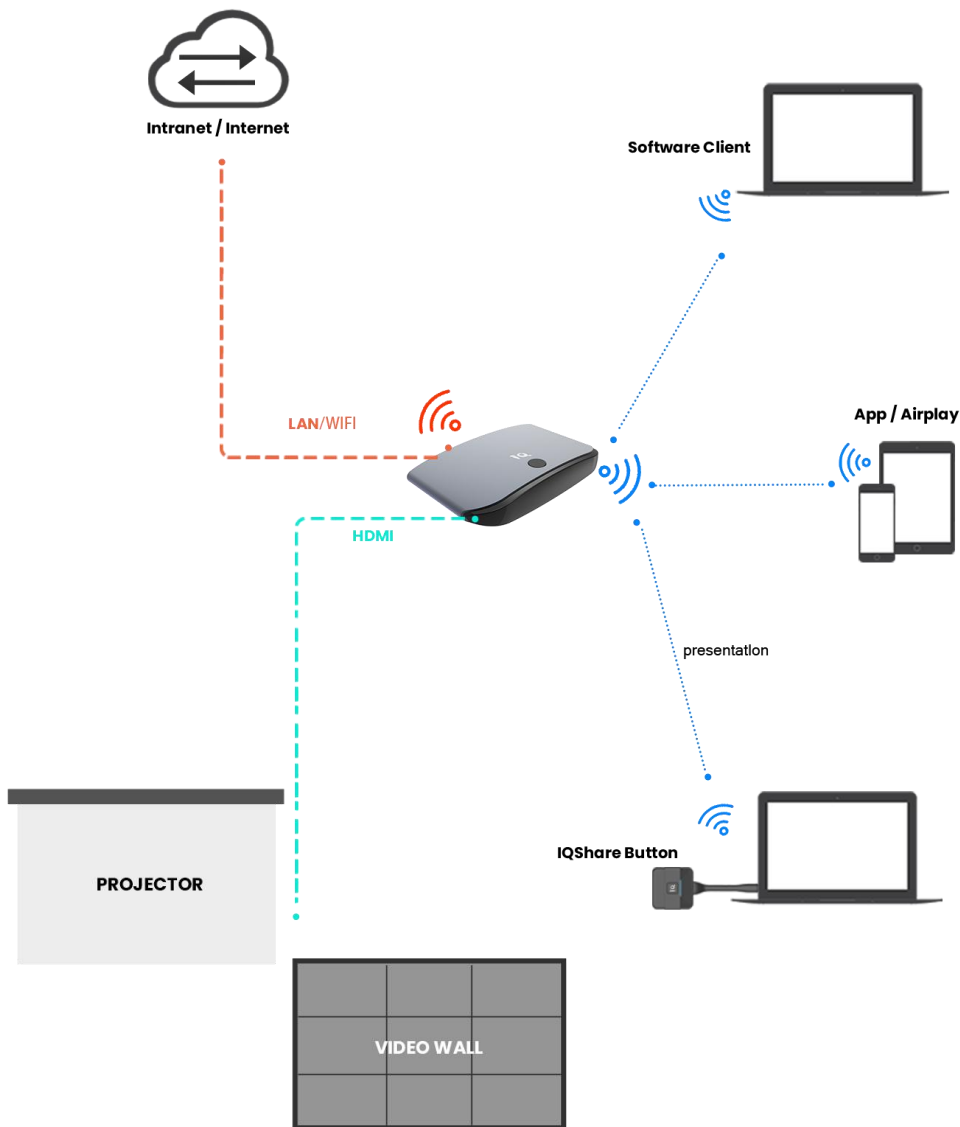
**USB-A**

**USB-C**



Model	WP32	WP32-H1	WP32-U2	WP32-C3
Windows 10		Software Client/IQShare Button		
MacOS		Software Client/AirPlay/IQShare Button		
Chrome OS		Software Client/IQShare Button		
Linux (Ubuntu)		Software Client/IQShare Button		
Mobile devices		Android App/IOS App/AirPlay		

# Connection Diagram



## ·Bring your own meeting

Laptops can be presented through software client or plugging a Button, while smartphones and tablets connect via mobile App or screen mirroring (AirPlay, Google Cast or Miracast).

## ·Any presentation display

No matter there is a projector, TV or touch screen in your boardroom, as long as the display is with HDMI input, just plug and play to go wireless.


## ·Cross Platform

The strong compatibility allows multiple systems including Windows, MAC, Chrome OS, Linux, Android, IOS 8.0 and above to be supported by IQShare.





# Wide-range wifi connectivity & stability



With dual-band 2.4G & 5G wifi, IQShare covers as long as 15m transmission distance with low latency, which is more than enough for any size of meeting room use. The long-lasting stability of screen sharing also allows you to continuously and smoothly output your ideas without being disrupted.

# • Easy pairing

IQShare Button only needs to be paired with the base unit once and ready for use. No driver is required. Everytime when you want to share your laptop screen, simply plug the button into the laptop, press and present.





## • Screen sharing without network

For guests who don't have access to the company network, they can still present wirelessly with their laptops through IQShare Button. Network connectivity is not a must for temporary users.



- 3 types of buttons for choice



	HDMI(19PIN) USB-A	USB-A	USB-C
<b>USB standard</b>	2.0		
<b>Output resolution</b>	1080P@60FPS	4K@15fps 1080P@30FPS	1080P@60FPS
<b>Video standard</b>	HDMI1.4, HDCP1.4	N/A	DP1.2, eDP1.4, HDCP1.3
<b>Audio</b>	PCM 2CH	PCM 2CH	PCM 2CH
<b>USB HID function</b>	Yes		



Classic theme

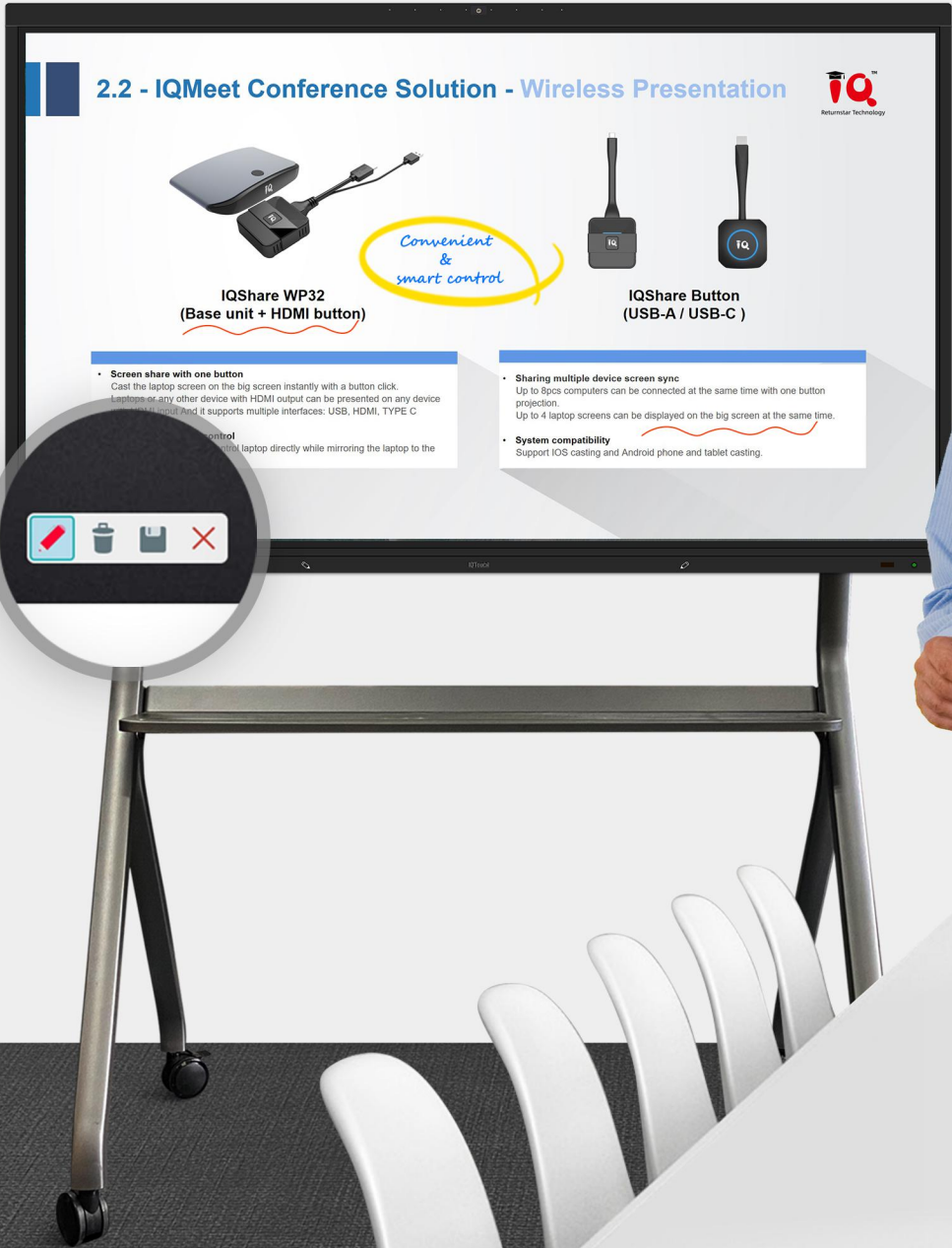


Business theme

## Built-in Android with dual themes -- classic & business

Classic theme is typical for displays like TV, projector or large LED screen to realize wireless presentation, while business theme is specially designed for touch screens with whiteboard and annotation function.





## 2.2 - IQMeet Conference Solution - Wireless Presentation



**IQShare WP32**  
(Base unit + HDMI button)

*Convenient & smart control*



**IQShare Button**  
(USB-A / USB-C)

### Screen share with one button

Cast the laptop screen on the big screen instantly with a button click. Laptops or any other device with HDMI output can be presented on any device with HDMI input. And it supports multiple interfaces: USB, HDMI, TYPE C

### Sharing multiple device screen sync

Up to 5 types computers can be connected at the same time with one button projection. Up to 4 laptop screens can be displayed on the big screen at the same time.

### System compatibility

Support IOS casting and Android phone and tablet casting.



# • Easy annotation

Meeting collaboration becomes easy when you can make annotations freely on the big screen with the content shared by the group.



# Convenient & smart control

- **Two-way screen sharing**

The content presented wirelessly via IQShare on the office display can also be shared simultaneously to each of the personal devices from the rest of the team. When the meeting room is large and you are sitting far away from the display, you can still see the meeting contents clearly from your personal device and get participated.



- Touch back control



Touch on the screen to control laptop directly while mirroring the laptop to the Touch screen.

- Smart control on office display



Use mobile phone or laptop to realize air mouse, remote control, keyboard and other functions, everyone can easily control the office display at their seat.

- Mobile visualizer



Shooting real objects or documents with the built-in camera of your mobile phone or tablets, using it as a temporary visualizer to present the content wirelessly on the large screen during the meeting.

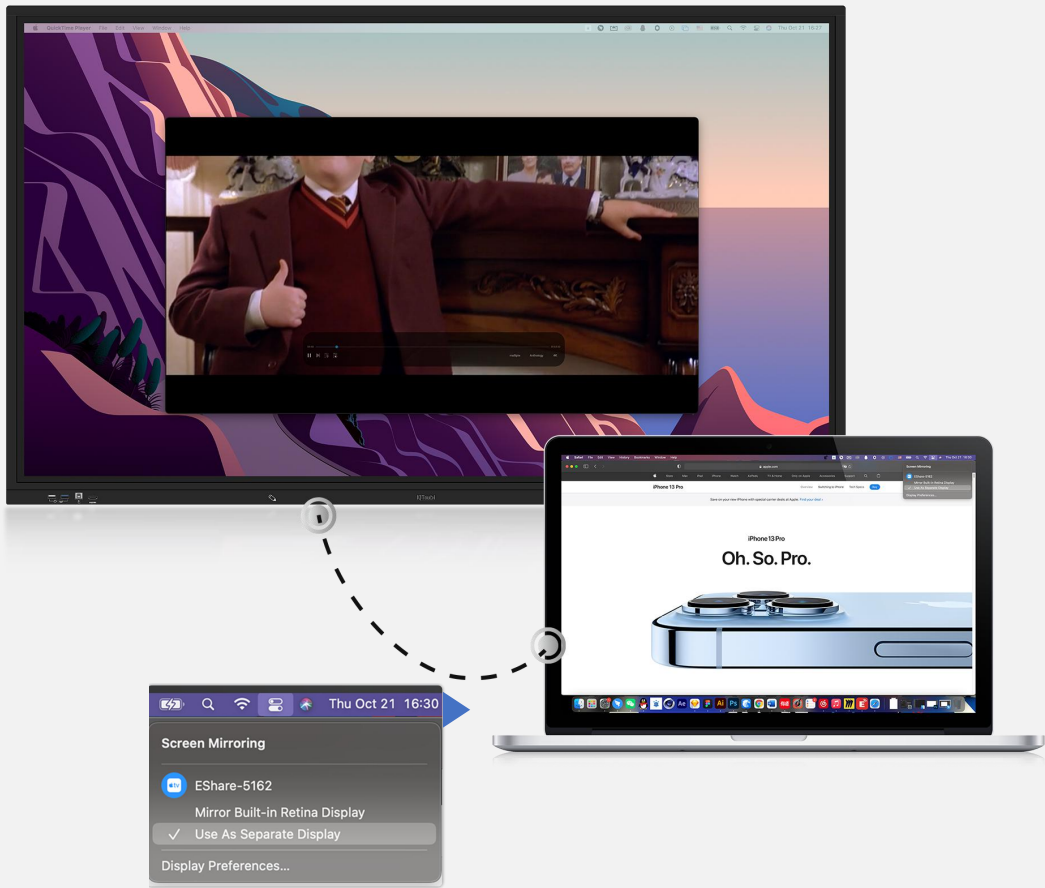
# Privacy protected

## Reliable encryption

IQShare adopts the Advanced Encryption Standard (AES) of security to prevent data leakage, which safeguards your privacy.

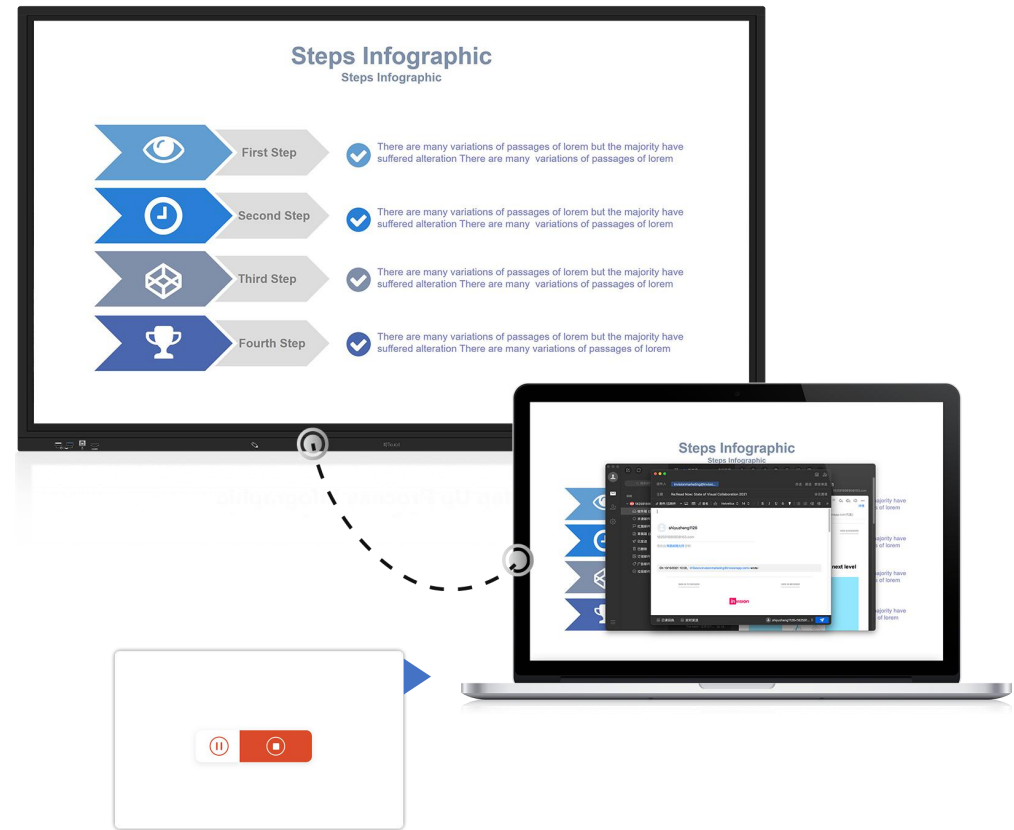






## ● Extended screen

User can set the office display as an extended screen and directly drag the presentation content to the big screen without exposing the rest of his PC desktop.



## ● Freeze screen

No need to disconnect the screen sharing when you want to deal with some personal stuff on your device, just freeze the content being shared on the big screen.

## Host your meeting efficiently

When everyone connects and shares their contents, the meeting can sometimes fall into a chaos accidentally. As the meeting moderator, you can see all the devices connected wirelessly, decide who presents at the moment, grant rights for annotation and touch control.

- **32 + participants**

More than 32 users (including max 8 buttons) can be connected simultaneously

- **Up to 9-split screen**

Max 9 devices can be presented on the office display at the same time. 2 or 4 split screens are also supported.

- **Max 8 buttons**

Support 8 IQShare buttons connected at one time for presentation




# Group display

Don't worry if there's more than one display in the room -- connect each one of them to an IQShare box respectively and make them as one group, they will be able to receive the same content wirelessly at the same time.



(1) From one personal device to multiple displays



(2) From one display to the rest of the displays

[www.IQBoard.net](http://www.IQBoard.net)

IQ Authorized Dealer



Returnstar Interactive Technology Group CO., LTD.  
6th Bldg. High-Tech Base. Fuzhou Fujian Prov. China  
0086-591-38202660  
0086-591-38203003  
[www.IQBoard.net](http://www.IQBoard.net)  
IQBoard@IQBoard.net



STOCK CODE  
836453